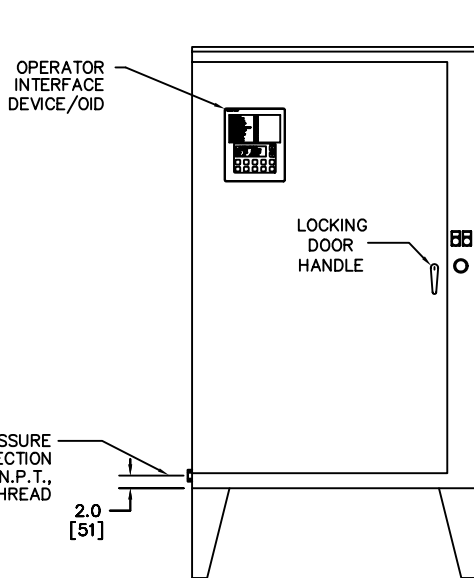


PILOT DEVICE DETAIL

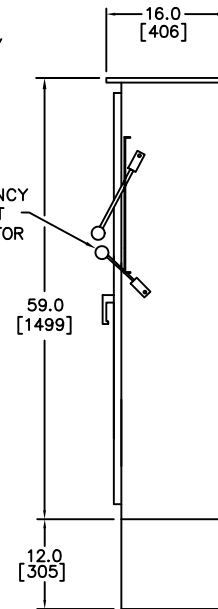
PILOT DEVICE LEGEND

- R1. START PUSH BUTTON
- R2. STOP PUSH BUTTON
- R3. ALARM HORN

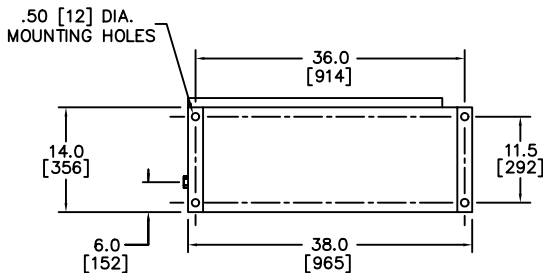


FRONT VIEW

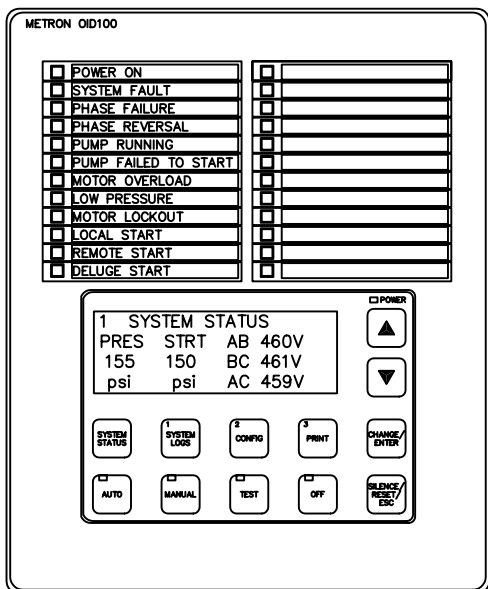
CIRCUIT BREAKER/
ISOLATION SWITCH
OPERATOR



SIDE VIEW



BOTTOM VIEW



NOTES:
ALL DIMENSIONS IN INCHES
AND MILLIMETERS ([])

VOLTAGE	HORSEPOWER
200V	100-150 HP.
208V	125-150 HP.
230V	125-200 HP.
380V, 415V	200-300 HP.
460V	250-450 HP.

DRAWN	LK	11-18-04	METRON, INC. DENVER, CO.
CHECK	ML	11-18-04	
APPD	MLK	11-18-04	
ENCLOSURE DIMENSIONS MODEL MP430 38" CABINET ELECTRIC FIRE PUMP CONTROLLER			CD33781 SCALE N.T.S. SHEET 1 OF 1